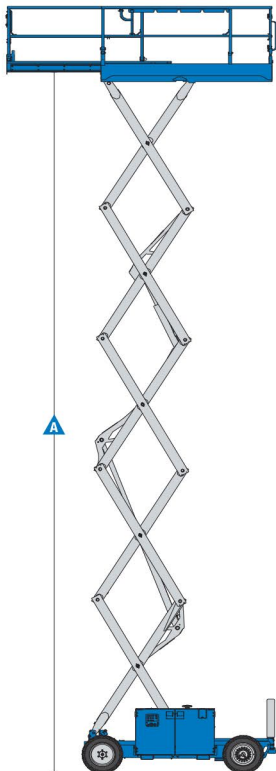
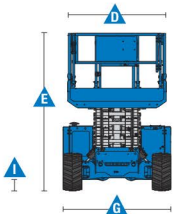
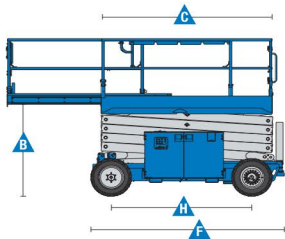




Self-Propelled Scissor Lifts

GS-4069 RT

Specifications



Models	GS-4069 RT
Measurements	Metric
Working height maximum*	14.02 m
▲ Platform height maximum	12.2 m
Drive height	12.2 m
▲ Platform height - stowed	1.65 m
▲ Platform length - outside	2.79 m
extended	3.96 m
Slide-out platform extension deck	1.52 m
▲ Platform width - outside	1.6 m
Toeboard height	0.15 m
▲ Height - stowed**	2.74 m
rails lowered	2.08 m
▲ Length - stowed	3.12 m
platform extended	4.5 m
with outriggers	3.76 m
▲ Width	1.75 m
▲ Wheelbase	2.29 m
▲ Ground clearance - center	0.24 m

Productivity

Maximum platform occupancy***	3
Lift capacity	363 kg
Extension deck capacity	136 kg
Drive speed - stowed	5.6 km/h
Drive speed - raised	0.5 km/h
Gradeability - stowed****	35%
Maximum outrigger leveling:	
front/back uphill	
side to side	
Turning radius - inside	2.11 m
Turning radius - outside	4.6 m
Raise/lower speed	69/46 sec
Controls	
Drive	
Tires - rough terrain	30x66 cm

Power

Power source	Kubota DF-972 gas/LPG 29 hp
	Kubota D-1105 Diesel 24.8 hp
	Perkins 403D-11 Diesel 26 hp

Fuel tank capacity	37.9 L
Hydraulic system capacity	68.1 L

Weight*****

	4,647 kg
with outriggers	5,039 kg

Standards Compliance

ANSI A92.6, CSA B354.2, CE Compliance, AS 1418.10

* The metric equivalent of working height adds 2 m to platform height. U.S. adds 6 ft to platform height.

** Based on RT tires; deduct 2 in (5.8 cm) for turf and non-marking tires.

*** CE/AUS markets: GS™-3369 and GS™-4069 are limited to 2 person platform occupancy when used outdoors.

**** Gradeability applies to driving on slopes. Gradeability may vary depending on the weight of options installed on machine. See operator's manual for details regarding slope ratings.

***** Weight varies depending on options and country standards.